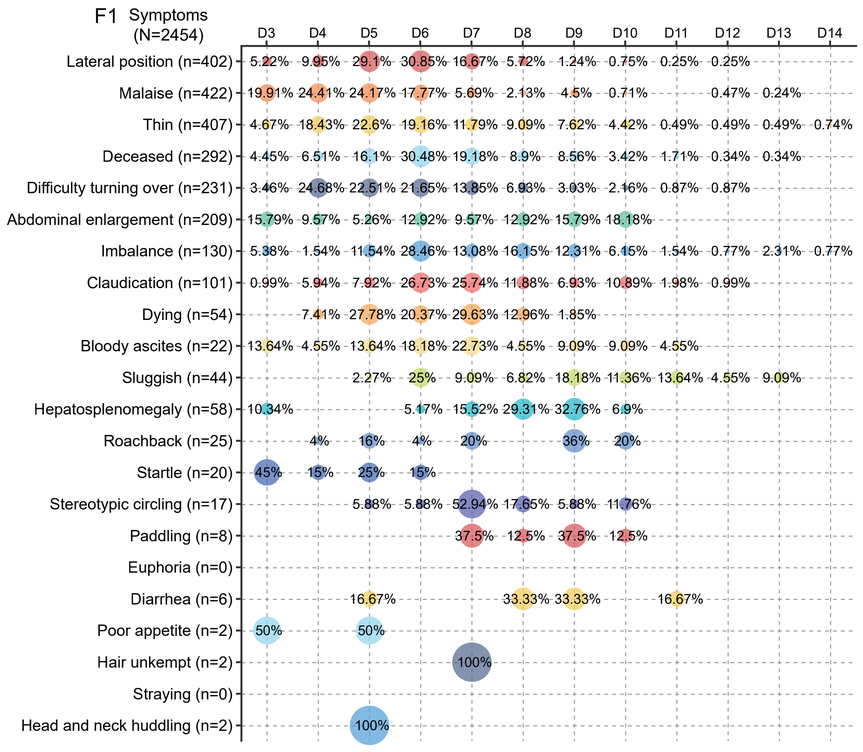
F1 Symptoms (N=2454)
D3 D4 D5 D6 D7 D8 D9 D10 D11 D12 D13 D14
Lateral position (n=402) 5.22% 9.95% 29.1% 30.85% 16.67% 5.72% 1.24% 0.75% 0.25% 0.25%
Malaise (n=422) 19.91% 24.41% 24.17% 17.77% 5.69% 2.13% 4.5% 0.71% 0.47% 0.24%
Thin (n=407) 4.67% 18.43% 22.6% 19.16% 11.79% 9.09% 7.62% 4.42% 0.49% 0.49% 0.49% 0.74%
Deceased (n=292) 4.45% 6.51% 16.1% 30.48% 19.18% 8.9% 8.56% 3.42% 1.71% 0.34% 0.34%
Difficulty turning over (n=231) 3.46% 24.68% 22.51% 21.65% 13.85% 6.93% 3.03% 2.16% 0.87% 0.87%
Abdominal enlargement (n=209) 15.79% 9.57% 5.26% 12.92% 9.57% 12.92% 15.79% 18.18%
Imbalance (n=130) 5.38% 1.54% 11.54% 28.46% 13.08% 16.15% 12.31% 6.15% 1.54% 0.77% 2.31% 0.77%
Claudication (n=101) 0.99% 5.94% 7.92% 26.73% 25.74% 11.88% 6.93% 10.89% 1.98% 0.99%
Dying (n=54) 7.41% 27.78% 20.37% 29.63% 12.96% 1.85%
Bloody ascites (n=22) 13.64% 4.55% 13.64% 18.18% 22.73% 4.55% 9.09% 9.09% 4.55%
Sluggish (n=44) 2.27% 25% 9.09% 6.82% 18.18% 11.36% 13.64% 4.55% 9.09%
Hepatosplenomegaly (n=58) 10.34% 5.17% 15.52% 29.31% 32.76% 6.9%
Roachback (n=25) 4% 16% 4% 20% 36% 20%
Startle (n=20) 45% 15% 25% 15%
Stereotypic circling (n=17) 5.88% 5.88% 52.94% 17.65% 5.88% 11.76%
Paddling (n=8) 37.5% 12.5% 37.5% 12.5%
Euphoria (n=0)
Diarrhea (n=6) 16.67% 33.33% 33.33% 16.67%
Poor appetite (n=2) 50% 50%
Hair unkempt (n=2) 100%
Straying (n=0)
Head and neck huddling (n=2) 100%

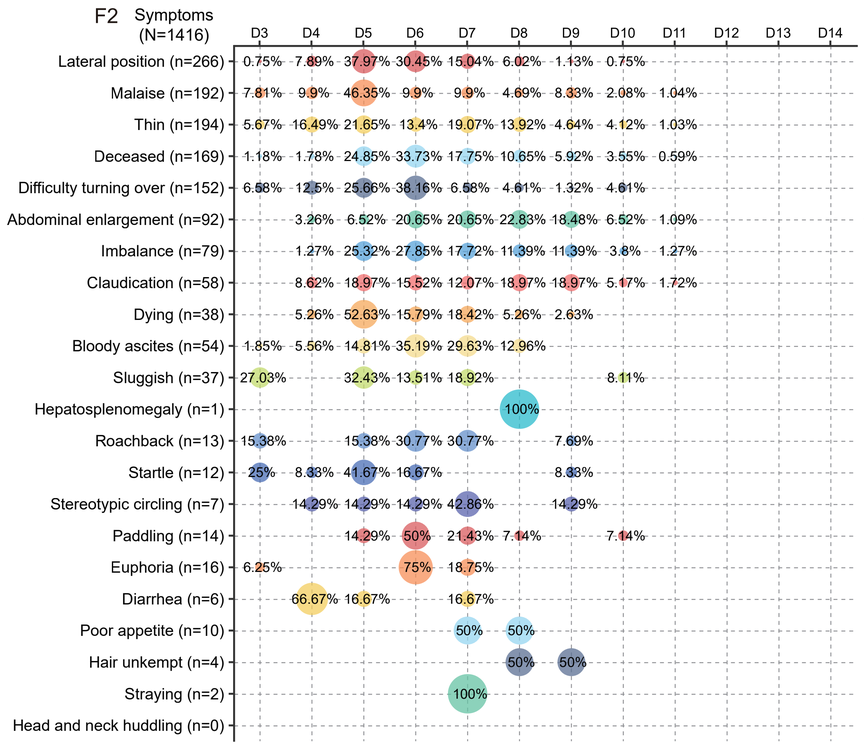
F2 Symptoms (N=1416)
D3 D4 D5 D6 D7 D8 D9 D10 D11 D12 D13 D14
Lateral position (n=266) 0.75% 7.89% 37.97% 30.45% 15.04% 6.02% 1.13% 0.75%
Malaise (n=192) 7.81% 9.9% 46.35% 9.9% 9.9% 4.69% 8.33% 2.08% 1.04%
Thin (n=194) 5.67% 16.49% 21.65% 13.4% 19.07% 13.92% 4.64% 4.12% 1.03%
Deceased (n=169) 1.18% 1.78% 24.85% 33.73% 17.75% 10.65% 5.92% 3.55% 0.59%
Difficulty turning over (n=152) 6.58% 12.5% 25.66% 38.16% 6.58% 4.61% 1.32% 4.61%
Abdominal enlargement (n=92) 3.26% 6.52% 20.65% 20.65% 22.83% 18.48% 6.52% 1.09%
Imbalance (n=79) 1.27% 25.32% 27.85% 17.72% 11.39% 11.39% 3.8% 1.27%
Claudication (n=58) 8.62% 18.97% 15.52% 12.07% 18.97% 18.97% 5.17% 1.72%
Dying (n=38) 5.26% 52.63% 15.79% 18.42% 5.26% 2.63%
Bloody ascites (n=54) 1.85% 5.56% 14.81% 35.19% 29.63% 12.96%
Sluggish (n=37) 27.03% 32.43% 13.51% 18.92% 8.11%
Hepatosplenomegaly (n=1) 100%
Roachback (n=13) 15.38% 15.38% 30.77% 30.77% 7.69%
Startle (n=12) 25% 8.33% 41.67% 16.67% 8.33%
Stereotypic circling (n=7) 14.29% 14.29% 14.29% 42.86% 14.29%
Paddling (n=14) 14.29% 50% 21.43% 7.14% 7.14%
Euphoria (n=16) 6.25% 75% 18.75%
Diarrhea (n=6) 66.67% 16.67% 16.67%
Poor appetite (n=10) 50% 50%
Hair unkempt (n=4) 50% 50%
Straying (n=2) 100%
Head and neck huddling (n=0)

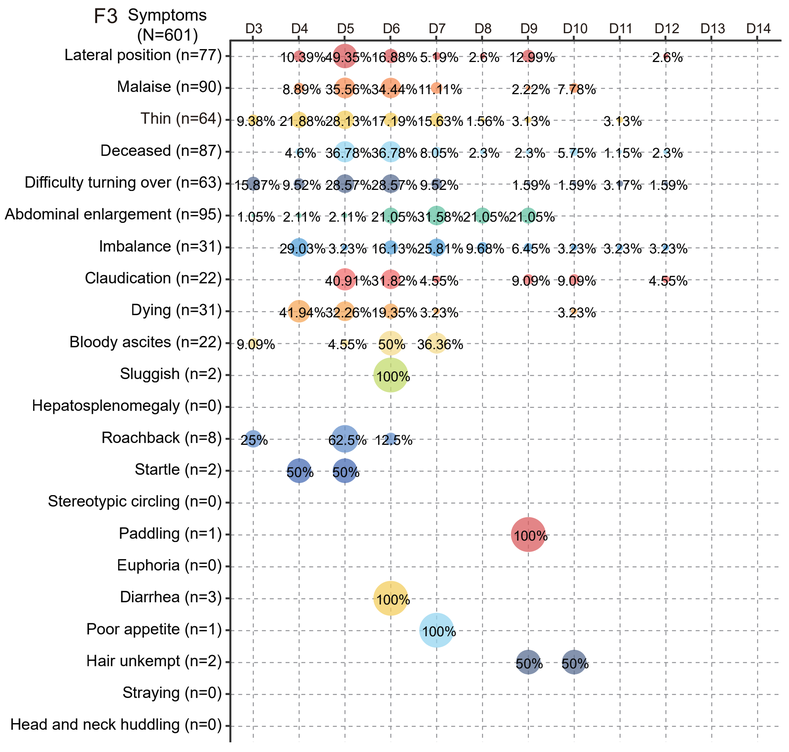
F3 Symptoms (N=601)
D3 D4 D5 D6 D7 D8 D9 D10 D11 D12 D13 D14
Lateral position (n=77) 10.39% 49.35% 16.88% 5.19% 2.6% 12.99% 2.6%
Malaise (n=90) 8.89% 35.56% 34.44% 11.11% 2.22% 7.78%
Thin (n=64) 9.38% 21.88% 28.13% 17.19% 15.63% 1.56% 3.13% 3.13%
Deceased (n=87) 4.6% 36.78% 36.78% 8.05% 2.3% 2.3% 5.75% 1.15% 2.3%
Difficulty turning over (n=63) 15.87% 9.52% 28.57% 28.57% 9.52% 1.59% 1.59% 3.17% 1.59%
Abdominal enlargement (n=95) 1.05% 2.11% 2.11% 21.05% 31.58% 21.05% 21.05%
Imbalance (n=31) 29.03% 3.23% 16.13% 25.81% 9.68% 6.45% 3.23% 3.23% 3.23%
Claudication (n=22) 40.91% 31.82% 4.55% 9.09% 9.09% 4.55%
Dying (n=31) 41.94% 32.26% 19.35% 3.23% 3.23%
Bloody ascites (n=22) 9.09% 4.55% 50% 36.36%
Sluggish (n=2) 100%
Hepatosplenomegaly (n=0)
Roachback (n=8) 25% 62.5% 12.5%
Startle (n=2) 50% 50%
Stereotypic circling (n=0)
Paddling (n=1) 100%
Euphoria (n=0)
Diarrhea (n=3) 100%
Poor appetite (n=1) 100%
Hair unkempt (n=2) 50% 50%
Straying (n=0)
Head and neck huddling (n=0)